

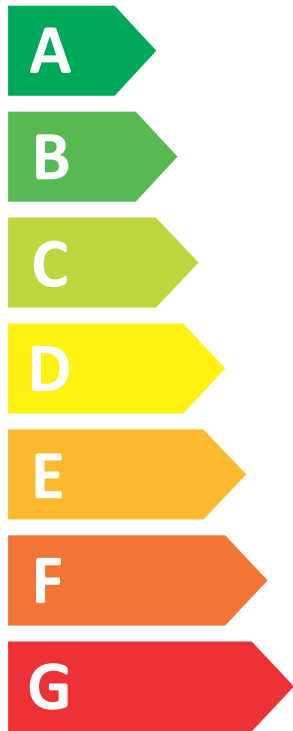


ENERG

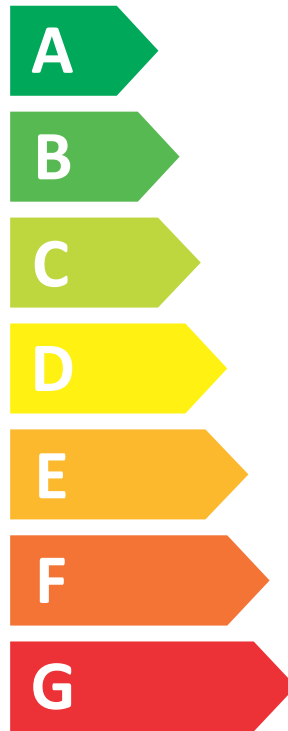


GORENJE

WD2PA1X64ADA AW



D



A

💧 307 kWh/100

💧 41 kWh/100

6.0 kg



10.5 kg

89 L



43 L

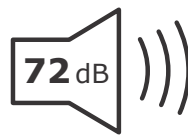
7:59



3:59



ABCDEFG



ABCD

2019/2014